












SC9 Calculations involving masses











SC9a Masses and empirical formulae

Step	Learning outcome	Had a look	Nearly there	Nailed it!
 8 th	Calculate the relative formula mass of a substance from relative atomic masses.	<input type="checkbox"/>	<input type="checkbox"/>	<input type="checkbox"/>
 8 th	Calculate the empirical formula of a compound from the masses of the elements it contains.	<input type="checkbox"/>	<input type="checkbox"/>	<input type="checkbox"/>
 8 th	Explain the difference between an empirical formula and a molecular formula.	<input type="checkbox"/>	<input type="checkbox"/>	<input type="checkbox"/>
 7 th	Deduce the empirical formula from a molecular formula.	<input type="checkbox"/>	<input type="checkbox"/>	<input type="checkbox"/>
 8 th	Deduce the molecular formula for a compound from its empirical formula and its relative formula mass.	<input type="checkbox"/>	<input type="checkbox"/>	<input type="checkbox"/>
 7 th	Describe an experiment to determine the empirical formula for a compound.	<input type="checkbox"/>	<input type="checkbox"/>	<input type="checkbox"/>

SC9b Conservation of mass

Step	Learning outcome	Had a look	Nearly there	Nailed it!
 6 th	Explain the law of conservation of mass in a closed system.	<input type="checkbox"/>	<input type="checkbox"/>	<input type="checkbox"/>
 6 th	Explain the law of conservation of mass in a non-enclosed system.	<input type="checkbox"/>	<input type="checkbox"/>	<input type="checkbox"/>
 8 th	Calculate the mass of product formed from a given mass of reactant, using a balanced equation.	<input type="checkbox"/>	<input type="checkbox"/>	<input type="checkbox"/>
 8 th	Calculate the mass of a reactant needed to produce a given amount of product, using a balanced equation.	<input type="checkbox"/>	<input type="checkbox"/>	<input type="checkbox"/>
 6 th	Calculate the concentration of a solution in g dm ⁻³ .	<input type="checkbox"/>	<input type="checkbox"/>	<input type="checkbox"/>

SC9c Moles

Step	Learning outcome	Had a look	Nearly there	Nailed it!
 6 th	 Describe what is meant by a mole of particles.	<input type="checkbox"/>	<input type="checkbox"/>	<input type="checkbox"/>
 8 th	 Calculate the number of moles of particles in a given mass of a certain substance and vice versa.	<input type="checkbox"/>	<input type="checkbox"/>	<input type="checkbox"/>
 9 th	 Calculate the number of particles in a given number of moles or mass of a substance and vice versa.	<input type="checkbox"/>	<input type="checkbox"/>	<input type="checkbox"/>
 7 th	 Explain that the mass of a product formed in a reaction is controlled by the mass of reactant that is not in excess.	<input type="checkbox"/>	<input type="checkbox"/>	<input type="checkbox"/>
 9 th	 Deduce the balanced equation for a reaction from the masses of reactants and/or products.	<input type="checkbox"/>	<input type="checkbox"/>	<input type="checkbox"/>